

QUARTER 3 2025

COMPLIANCE REPORT OF MONTHLY
LANDFILL GAS MONITORING AT THE BORD
NA MÓNA DREHID WASTE MANAGEMENT
FACILITY, CO. KILDARE IN COMPLIANCE WITH
IED LICENCE REGISTER NO. W0201-03

Landfill Gas Monitoring: Ms. Phoebe Dillane
Environmental Compliance Officer

Report Prepared By: Donal Marron
Marron Environmental



Monitoring Date: July/August/September 2025

Report Date: 03rd November 2025

Marron Environmental

60 Seapoint,
Dunbur Road,
Wicklow,
Co. Wicklow

EXECUTIVE SUMMARY

Drehid Waste Management Facility is required to conduct monthly landfill gas monitoring in compliance with the EPA IED Licence (W0201-03).

Landfill Gas

The landfill gas monitoring programme includes monthly measurements of methane, carbon dioxide, oxygen and atmospheric pressure in wells located both outside and inside the waste body. The wells are located at 50m intervals around the landfill footprint and two per hectare within the cells. The location of the external wells, which were agreed in advance with the Agency, are shown on the monitoring location maps included in Appendix 2. Monitoring was carried out by Drehid facility staff in July, August and September for Quarter 3 2025.

Outside the Waste Body

Methane

No exceedances were recorded during Quarter 3 for methane.

Carbon Dioxide

No exceedances were recorded during Quarter 3 for Carbon Dioxide.

Inside the Waste Body

Levels of methane ranged from 20.2 (v/v) to 66.5 (%v/v) and carbon dioxide from 18.7 (%v/v) to 63.7 (%v/v). These levels are considered typical of those in an operational non-hazardous waste landfill.

1.0 INTRODUCTION

Drehid Waste Facility is situated on a disused Bord na Móna cutover bog land at Killinagh Upper, Carbury, Co Kildare. In accordance with Schedule B.1 and Schedule C.1.3 of the EPA Industrial Emissions licence (W0201-03), landfill gas monitoring must be carried out at perimeter wells around the landfill and also on each cell of the landfill itself.

2.0 LANDFILL GAS

2.1 Monitoring Locations

The location of the Landfill Gas sampling points are marked on the maps contained in Appendix 2.

3.0 Methodology

3.1 Sampling

A GA 5000 Gas Analyser was used for all measurements. The agents for the manufacturer (CSL Instrumentation & Control Engineers) calibrate the instruments on an annual basis. The calibration protocol involves purging clean air through the instrument in order to remove any residual gases. A certified gas standard is passed through the instrument and readings are adjusted as required.

After taking each sample the gas analyser was flushed through with some of the next sample, before taking readings.

The gas analyser measured the following components:

TABLE 1.0 LANDFILL GAS PARAMETERS		
Parameter	Methodology	Licence Limit (outside waste boundary)
Methane	Infra Red Sensors	1 % v/v
Carbon Dioxide	Infra Red Sensors	1.5 % v/v
Oxygen	Infra Red Sensors	-
Atmospheric Pressure	Barometer	-

4.0 DISCUSSION

4.1 Landfill Gas

The landfill gas monitoring programme includes monthly measurements of methane, carbon dioxide, oxygen and atmospheric pressure in wells located both outside and inside the waste body. The wells are at 50m intervals around and outside the landfill footprint and two per hectare within the cells. The locations of the external wells, which were agreed in advance with the Agency, are shown on the monitoring location maps included in Appendix 2. Monitoring was carried out by Drehid facility staff. Results from the monthly monitoring for quarter 3 can be found in Appendix 1. The IED Licence limit for gas emissions at wells located outside the waste body are set at 1% (v/v) for methane and 1.5% (v/v) for carbon dioxide.

4.1.1 Outside the Waste Body

Methane

No exceedances were recorded during Quarter 3 for methane.

Carbon Dioxide

No exceedances were recorded during Quarter 3 for Carbon Dioxide.

4.1.2 Inside the Waste Body

Levels of methane ranged from 20.2 (v/v) to 66.5 (%v/v) and carbon dioxide from 18.7 (%v/v) to 63.7 (%v/v). These levels are considered typical of those in an operational non-hazardous waste landfill.

APPENDIX 1

LANDFILL GAS RESULTS

Bord na Móna

LANDFILL GAS MONITORING

Drehid Facility (W0201-03)			
Operator: Darryl McDonald (IBSL)		Date: 29 th & 31 st July 2025	Time: 11:30
Instrument ID: GA 5000		Date Next Calibration: 04 th January 2026	
Weather: Warm, overcast		Barometric pressure: 1020 & 1019 mbar	
		Ambient Temp: 18°C	

29 th July 2025– Exterior Landfill Gas Wells (Outside the Waste Body)					
Sample Station Number	CH ₄ (% v/v)	CO ₂ (% v/v)	O ₂ (% v/v)	Pressure (mbar)	Comments
LG – 01	0.0	0.2	20.6	1020	
LG – 02	0.0	0.4	20.4	1020	
LG – 03	-	-	-	-	Out of commission
LG – 04A	0.0	0.3	20.5	1020	Replacement Well
LG – 05	-	-	-	-	Out of commission
LG – 06	0.0	0.2	20.6	1020	
LG – 07	0.0	0.2	20.6	1020	
LG – 08	0.0	0.1	20.7	1020	
LG – 09	0.0	0.3	20.5	1020	
LG – 10	0.0	0.5	20.2	1020	
LG – 11	0.0	1.1	19.6	1020	
LG – 12	0.0	1.2	19.5	1020	
LG – 13	0.0	1.3	19.4	1020	
LG – 14	0.0	1.4	19.2	1020	
LG – 15	0.0	1.2	19.6	1020	
LG – 16	0.0	1.0	19.8	1020	
LG - 17	-	-	-	-	Out of commission
LG – 18	0.0	0.3	20.5	1020	
LG – 19	0.0	0.5	20.2	1020	
LG – 20	0.0	0.4	20.5	1020	
LG – 21	0.0	0.5	20.3	1020	

LG - 22	0.0	0.3	20.5	1020	
LG - 23	0.0	0.4	20.4	1020	
LG - 24	0.0	1.1	19.8	1020	
LG - 25	0.0	0.6	20.0	1020	
LG - 26	0.0	0.4	20.3	1020	
LG - 27	0.0	0.3	20.5	1020	
LG - 28	0.0	0.5	20.1	1020	
LG - 29	0.0	0.3	20.3	1020	
LG - 30	0.0	0.6	20.0	1020	
LG - 31	0.0	0.9	19.9	1020	
LG - 32	0.0	1.3	19.5	1020	
LG - 33	0.0	0.8	19.9	1020	
LG - 34	0.0	0.4	19.5	1020	
LG - 35	0.0	0.9	19.9	1020	
LG - 36	0.0	0.7	20.0	1020	
LG - 37	0.0	0.6	20.1	1020	
LG - 38	0.0	0.3	20.5	1020	
LG - 39	0.0	0.2	20.5	1020	
LG - 40	0.0	0.3	20.5	1020	
LG - 41	0.0	0.2	20.6	1020	
LG - 42	0.0	0.2	20.6	1020	
LG - 43	0.0	0.1	20.7	1020	
LG - 44	0.0	0.3	20.5	1020	
LG - 45	0.0	0.4	20.4	1020	
LG - 46	0.0	0.1	20.7	1020	
LG - 47	0.0	0.2	20.6	1020	
LG - 48	0.0	0.3	20.5	1020	
LG - 49	0.0	0.2	20.6	1020	
LG - 50	0.0	0.3	20.5	1020	
LG - 51	0.0	0.1	20.7	1020	
LG - 52	0.0	0.1	20.7	1020	
LG - 53	0.0	0.5	20.3	1020	
LG - 54	0.0	0.3	20.5	1020	
LG - 55	0.0	0.2	20.6	1020	
LG - 56	0.0	0.1	20.7	1020	
LG - 57	0.0	0.2	20.6	1020	

LG – 58	0.0	0.3	20.5	1020	
LG – 59	0.0	0.6	20.0	1020	
LG – 60	0.0	0.4	20.4	1020	
LG – 61	0.0	0.5	20.3	1020	

31 st July 2025 - Internal Landfill Gas Wells (Inside the Waste Body)					
Sample Station Number	CH ₄ (% v/v)	CO ₂ (% v/v)	O ₂ (% v/v)	Pressure (mbar)	Comments
PHASE 1					
P1W001	52.5	33.0	0.7	1019	
P1W003	62.2	35.7	0.5	1019	
P1W004	28.7	20.5	3.7	1019	
P1W005	45.2	35.0	0.2	1019	
P1W007	49.2	34.8	0.2	1019	
PHASE 2					
P2W003	66.5	30.5	0.2	1019	
P2W004	47.5	30.5	3.0	1019	
P2W005	56.2	28.5	2.2	1019	
P2W006	51.5	34.6	1.2	1019	
P2W007					
PHASE 3					
P3W003	58.6	43.5	0.2	1019	
P3W005	31.2	25.6	0.3	1019	
P3W006	60.9	39.6	0.2	1019	
P3W010	55.2	42.0	0.6	1019	
P3W012	46.0	38.2	0.7	1019	
PHASE 4					
P4W001	44.9	24.3	0.2	1019	
P4W002	30.5	24.3	2.7	1019	
P4W005	51.9	32.6	0.8	1019	
P4W006	52.7	35.2	0.5	1019	
P4W009	43.7	28.5	0.1	1019	

PHASE 5					
P5W001	64.4	26.9	0.2	1019	
P5W005	47.2	35.5	0.1	1019	
P5W007	53.3	36.5	0.2	1019	
P5W008	47.0	32.0	0.2	1019	
P5W012	25.2	22.3	0.6	1019	
PHASE 6					
P6W004	47.7	33.5	0.3	1019	
P6W005	55.6	38.2	0.2	1019	
P6W010	53.6	35.0	0.3	1019	
P6W012	43.7	30.3	0.2	1019	
P6W01	49.5	30.6	0.7	1019	
PHASE 7					
P7W001	53.7	36.7	0.3	1019	
P7W002	49.5	38.7	0.2	1019	
P7W006	29.2	26.5	0.3	1019	
P7W008	58.2	37.8	0.2	1019	
P7W012	55.2	34.3	0.5	1019	
PHASE 8					
P8W001	41.3	31.3	0.6	1019	
P8W003	43.6	30.8	0.7	1019	
P8W005	48.0	32.5	0.1	1019	
P8W007	44.2	26.9	0.7	1019	
P8W008	57.1	35.5	0.3	1019	
PHASE 9					
P9W001	49.6	37.2	0.3	1019	
P9W002	44.6	31.6	0.2	1019	
P9W003	41.6	36.0	0.3	1019	
P9W006	47.6	39.5	0.2	1019	
PHASE 10					
P10W001	57.4	36.6	0.4	1019	

P10W003	48.2	43.5	0.2	1019	
P10W005	41.2	28.3	0.5	1019	
P10W006	55.1	39.6	0.2	1019	
P10W007	58.0	39.3	0.5	1019	
PHASE 11					
P11W004	50.6	41.7	0.2	1019	
P11W005	48.5	36.4	0.1	1019	
P11W006	39.7	30.2	0.3	1019	
P11W007	48.3	39.4	0.3	1019	
P11W008	40.2	38.3	0.2	1019	
PHASE 12					
P12W001	52.6	43.0	0.2	1019	
P12W002	44.3	36.9	0.5	1019	
P12W003	46.9	37.3	0.2	1019	
P12W004	45.9	42.6	0.3	1019	
P12W005	53.2	45.2	0.2	1019	
PHASE 13					
P13W001	47.0	56.8	0.2	1019	
P13W002	38.4	57.2	0.1	1019	
P13W003	44.2	48.2	0.2	1019	
P13W004	42.3	47.2	0.1	1019	
P13W005	48.6	49.2	0.2	1019	
PHASE 14					
P14W001	44.8	39.2	0.7	1019	
P14W002	28.6	25.2	1.3	1019	
P14W003	56.2	40.8	0.2	1019	
PHASE 15					
P15W001	23.5	52.6	1.0	1019	
P15W002	20.2	29.7	3.5	1019	
P15W003	27.5	31.6	0.2	1019	



Bord na Móna

LANDFILL GAS MONITORING

Drehid Facility (W0201-03)			
Operator: Darryl McDonald (IBSL)		Date: 26 th & 28 th August 2025	Time: 14:30
Instrument ID: GA 5000		Date Next Calibration: 04 th January 2026	
Weather: Warm, Dry		Barometric pressure: 997 & 1005 mbar	
		Ambient Temp: 18°C	

26 th August 2025– Exterior Landfill Gas Wells (Outside the Waste Body)					
Sample Station Number	CH ₄ (% v/v)	CO ₂ (% v/v)	O ₂ (% v/v)	Pressure (mbar)	Comments
LG – 01	0.0	0.1	20.7	997	
LG – 02	0.0	0.2	20.6	997	
LG – 03	-	-	-	-	Out of commission
LG – 04A	0.0	0.2	20.6	997	Replacement Well
LG – 05	-	-	-	-	Out of commission
LG – 06	0.0	0.4	20.3	997	
LG – 07	0.0	0.3	20.5	997	
LG – 08	0.0	0.3	20.5	997	
LG – 09	0.0	0.2	20.6	997	
LG – 10	0.0	0.8	19.9	997	
LG – 11	0.0	1.2	19.7	997	
LG – 12	0.0	1.4	19.5	997	
LG – 13	0.0	1.3	19.5	997	
LG – 14	0.0	1.4	19.4	997	
LG – 15	0.0	1.0	19.7	997	
LG – 16	0.0	1.3	19.6	997	
LG - 17	-	-	-	-	Out of commission
LG – 18	0.0	0.4	20.4	997	
LG – 19	0.0	0.3	20.5	997	
LG – 20	0.0	0.2	20.6	997	
LG – 21	0.0	0.3	20.5	997	

LG - 22	0.0	0.5	20.3	997	
LG - 23	0.0	0.9	19.9	997	
LG - 24	0.0	0.8	19.9	997	
LG - 25	0.0	0.4	20.	997	
LG - 26	0.0	0.2	20.6	997	
LG - 27	0.0	0.1	20.7	997	
LG - 28	0.0	0.2	20.6	997	
LG - 29	0.0	0.2	20.6	997	
LG - 30	0.0	0.8	19.9	997	
LG - 31	0.0	1.3	19.5	997	
LG - 32	0.0	1.1	19.7	997	
LG - 33	0.0	0.6	20.2	997	
LG - 34	0.0	0.9	19.9	997	
LG - 35	0.0	0.6	20.2	997	
LG - 36	0.0	0.5	20.3	997	
LG - 37	0.0	0.3	20.5	997	
LG - 38	0.0	0.1	20.7	997	
LG - 39	0.0	0.1	20.7	997	
LG - 40	0.0	0.4	20.4	997	
LG - 41	0.0	0.1	20.7	997	
LG - 42	0.0	0.1	20.7	997	
LG - 43	0.0	0.1	20.7	997	
LG - 44	0.0	0.2	20.6	997	
LG - 45	0.0	0.3	2.5	997	
LG - 46	0.0	0.1	20.7	997	
LG - 47	0.0	0.1	20.7	997	
LG - 48	0.0	0.2	20.6	997	
LG - 49	0.0	0.3	20.5	997	
LG - 50	0.0	0.1	20.7	997	
LG - 51	0.0	0.2	20.6	997	
LG - 52	0.0	0.3	20.5	997	
LG - 53	0.0	0.3	20.5	997	
LG - 54	0.0	0.1	20.7	997	
LG - 55	0.0	0.2	20.6	997	
LG - 56	0.0	0.1	20.7	997	
LG - 57	0.0	0.1	20.7	997	

LG – 58	0.0	0.2	20.6	997	
LG – 59	0.0	0.4	20.4	997	
LG – 60	0.0	0.2	20.6	997	
LG – 61	0.0	0.3	20.5	997	

28 th August 2025 - Internal Landfill Gas Wells (Inside the Waste Body)					
Sample Station Number	CH ₄ (% v/v)	CO ₂ (% v/v)	O ₂ (% v/v)	Pressure (mbar)	Comments
PHASE 1					
P1W001	25.4	18.7	5.4	1005	
P1W003	49.5	26.2	0.5	1005	
P1W004	60.1	34.0	0.5	1005	
P1W005	62.5	31.2	0.7	1005	
P1W007	57.7	36.0	0.2	1005	
PHASE 2					
P2W003	52.2	31.2	0.2	1005	
P2W004	60.5	35.2	0.5	1005	
P2W005	42.7	31.2	0.3	1005	
P2W006	34.5	19.5	3.6	1005	
P2W007	53.2	32.5	0.6	1005	
PHASE 3					
P3W003	35.6	20.4	4.3	1005	
P3W005	48.2	32.4	0.9	1005	
P3W006	51.9	35.0	0.2	1005	
P3W010	32.9	22.3	3.3	1005	
P3W012	52.9	33.0	0.7	1005	
PHASE 4					
P4W001	48.6	28.7	0.2	1005	
P4W002	24.1	19.6	0.7	1005	
P4W005	32.6	32.5	0.4	1005	
P4W006	52.2	35.0	0.2	1005	
P4W009	44.6	27.6	0.2	1005	

PHASE 5					
P5W001	42.9	32.6	0.1	1005	
P5W005	46.0	30.3	0.3	1005	
P5W007	45.0	27.9	1.0	1005	
P5W008	58.7	47.2	0.3	1005	
P5W012	43.7	36.2	0.2	1005	
PHASE 6					
P6W004	42.8	30.5	0.3	1005	
P6W005	50.2	37.2	0.2	1005	
P6W010	31.4	21.7	1.7	1005	
P6W012	45.2	27.0	2.2	1005	
P6W01	34.7	25.6	3.1	1005	
PHASE 7					
P7W001	54.2	37.6	0.2	1005	
P7W002	50.0	38.2	0.1	1005	
P7W006	37.2	35.2	3.2	1005	
P7W008	36.2	28.0	3.0	1005	
P7W012	58.2	39.3	0.2	1005	
PHASE 8					
P8W001	46.1	26.5	1.6	1005	
P8W003	26.1	25.3	3.4	1005	
P8W005	46.2	30.9	0.9	1005	
P8W007	33.6	31.2	0.2	1005	
P8W008	33.4	28.6	1.0	1005	
PHASE 9					
P9W001	43.2	34.6	0.2	1005	
P9W002	52.6	35.7	0.1	1005	
P9W003	48.3	36.2	0.5	1005	
P9W006	22.2	26.1	2.8	1005	
PHASE 10					
P10W001	57.6	37.2	0.9	1005	

P10W003	57.2	37.2	0.2	1005	
P10W005	48.2	35.2	0.7	1005	
P10W006	59.3	40.6	0.2	1005	
P10W007	53.5	36.9	0.3	1005	
PHASE 11					
P11W004	42.7	33.2	0.2	1005	
P11W005	52.3	41.6	0.2	1005	
P11W006	49.0	39.5	0.1	1005	
P11W007	45.3	37.5	0.2	1005	
P11W008	49.2	34.5	0.1	1005	
PHASE 12					
P12W001	50.2	39.3	0.7	1005	
P12W002	47.8	42.8	0.2	1005	
P12W003	44.2	36.8	0.5	1005	
P12W004	38.6	29.5	1.3	1005	
P12W005	50.2	41.0	0.2	1005	
PHASE 13					
P13W001	50.3	49.6	0.1	1005	
P13W002	46.2	63.7	0.5	1005	
P13W003	37.2	49.3	0.2	1005	
P13W004	26.7	26.5	4.0	1005	
P13W005	40.9	30.2	0.8	1005	
PHASE 14					
P14W001	43.9	32.6	0.2	1005	
P14W002	29.5	26.2	1.7	1005	
P14W003	48.7	37.0	0.9	1005	
PHASE 15					
P15W001	50.7	40.8	0.2	1005	
P15W002	41.3	45.2	0.3	1005	
P15W003	28.6	31.2	3.2	1005	



Bord na Móna

LANDFILL GAS MONITORING

Drehid Facility (W0201-03)			
Operator: Darryl McDonald (IBSL)		Date: 29 th & 30 th September 2025	Time: 09:20
Instrument ID: GA 5000		Date Next Calibration: 04 th January 2026	
Weather: Mild, Overcast		Barometric pressure: 1024 & 1019 mbar	
		Ambient Temp: 11°C	

29 th September 2025– Exterior Landfill Gas Wells (Outside the Waste Body)					
Sample Station Number	CH ₄ (% v/v)	CO ₂ (% v/v)	O ₂ (% v/v)	Pressure (mbar)	Comments
LG – 01	0.0	0.1	20.7	1024	
LG – 02	0.0	0.1	20.7	1024	
LG – 03	-	-	-	-	Out of commission
LG – 04A	0.0	0.2	20.6	1024	Replacement Well
LG – 05	-	-	-	-	Out of commission
LG – 06	0.0	0.3	20.5	1024	
LG – 07	0.0	0.4	20.4	1024	
LG – 08	0.0	0.3	20.5	1024	
LG – 09	0.0	0.2	20.6	1024	
LG – 10	0.0	0.3	20.5	1024	
LG – 11	0.0	0.9	20.0	1024	
LG – 12	0.0	1.3	19.8	1024	
LG – 13	0.0	1.4	19.7	1024	
LG – 14	0.0	1.2	19.8	1024	
LG – 15	0.0	1.4	19.7	1024	
LG – 16	0.0	1.2	19.7	1024	
LG - 17	-	-	-	-	Out of commission
LG – 18	0.0	0.1	20.7	1024	
LG – 19	0.0	0.3	20.5	1024	
LG – 20	0.0	0.2	20.6	1024	
LG – 21	0.0	0.3	20.3	1024	

LG - 22	0.0	0.5	20.4	1024	
LG - 23	0.0	0.9	20.0	1024	
LG - 24	0.0	0.8	20.0	1024	
LG - 25	0.0	0.4	20.5	1024	
LG - 26	0.0	0.3	20.5	1024	
LG - 27	0.0	0.1	20.6	1024	
LG - 28	0.0	0.2	20.6	1024	
LG - 29	0.0	0.2	20.6	1024	
LG - 30	0.0	0.4	20.4	1024	
LG - 31	0.0	0.7	20.2	1024	
LG - 32	0.0	1.2	19.8	1024	
LG - 33	0.0	1.1	19.9	1024	
LG - 34	0.0	1.3	19.7	1024	
LG - 35	0.0	1.0	19.9	1024	
LG - 36	0.0	1.1	19.9	1024	
LG - 37	0.0	0.8	20.1	1024	
LG - 38	0.0	0.5	20.3	1024	
LG - 39	0.0	0.1	20.6	1024	
LG - 40	0.0	0.1	20.7	1024	
LG - 41	0.0	0.1	20.7	1024	
LG - 42	0.0	0.3	20.5	1024	
LG - 43	0.0	0.3	20.5	1024	
LG - 44	0.0	0.2	20.6	1024	
LG - 45	0.0	0.3	20.5	1024	
LG - 46	0.0	0.2	20.6	1024	
LG - 47	0.0	0.2	20.6	1024	
LG - 48	0.0	0.1	20.7	1024	
LG - 49	0.0	0.3	20.5	1024	
LG - 50	0.0	0.4	20.4	1024	
LG - 51	0.0	0.2	20.6	1024	
LG - 52	0.0	0.2	20.6	1024	
LG - 53	0.0	0.1	20.7	1024	
LG - 54	0.0	0.3	20.5	1024	
LG - 55	0.0	0.2	20.6	1024	
LG - 56	0.0	0.3	20.5	1024	
LG - 57	0.0	0.5	20.3	1024	

LG – 58	0.0	0.4	20.4	1024	
LG – 59	0.0	0.5	20.3	1024	
LG – 60	0.0	0.3	20.5	1024	
LG – 61	0.0	0.2	20.6	1024	

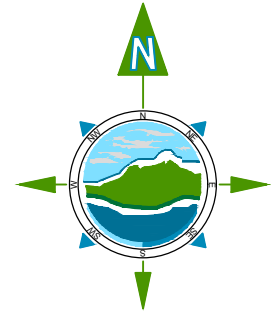
30 th September 2025 - Internal Landfill Gas Wells (Inside the Waste Body)					
Sample Station Number	CH ₄ (% v/v)	CO ₂ (% v/v)	O ₂ (% v/v)	Pressure (mbar)	Comments
PHASE 1					
P1W001	34.5	26.7	4.5	1019	
P1W003	58.8	30.2	0.5	1019	
P1W004	61.5	35.0	0.2	1019	
P1W005	47.7	29.0	0.7	1019	
P1W007	57.7	38.0	0.2	1019	
PHASE 2					
P2W003	59.2	34.6	0.2	1019	
P2W004	60.5	34.6	1.0	1019	
P2W005	38.9	19.6	5.0	1019	
P2W006	28.7	30.6	2.0	1019	
P2W007	57.2	35.3	1.0	1019	
PHASE 3					
P3W003	48.9	36.2	0.3	1019	
P3W005	23.6	24.5	0.9	1019	
P3W006	59.0	37.2	0.3	1019	
P3W010	42.2	30.6	2.0	1019	
P3W012	47.2	35.2	0.5	1019	
PHASE 4					
P4W001	42.4	28.5	0.7	1019	
P4W002	50.2	31.6	0.2	1019	
P4W005	59.2	33.2	0.5	1019	
P4W006	51.2	36.0	0.2	1019	
P4W009	49.9	32.0	0.3	1019	



PHASE 5					
P5W001	48.5	28.2	0.7	1019	
P5W005	56.6	35.7	0.2	1019	
P5W007	52.2	38.6	0.3	1019	
P5W008	34.0	20.5	3.2	1019	
P5W012	57.2	30.8	0.9	1019	
PHASE 6					
P6W004	44.2	33.7	2.0	1019	
P6W005	55.2	36.2	0.7	1019	
P6W010	61.6	39.9	0.7	1019	
P6W012	37.3	25.5	4.0	1019	
P6W01	40.2	31.2	3.0	1019	
PHASE 7					
P7W001	43.2	33.3	0.7	1019	
P7W002	42.2	34.6	0.5	1019	
P7W006	45.5	32.2	2.2	1019	
P7W008	60.5	39.3	0.2	1019	
P7W012	59.2	39.8	0.2	1019	
PHASE 8					
P8W001	39.0	27.7	0.9	1019	
P8W003	27.5	26.2	1.7	1019	
P8W005	55.7	35.2	0.3	1019	
P8W007	38.2	30.7	0.9	1019	
P8W008	25.2	23.6	0.5	1019	
PHASE 9					
P9W001	29.6	26.2	2.0	1019	
P9W002	57.2	35.0	0.2	1019	
P9W003	47.2	39.8	0.2	1019	
P9W006	43.0	32.5	0.3	1019	
PHASE 10					
P10W001	54.2	35.6	0.2	1019	

P10W003	45.6	33.8	0.7	1019	
P10W005	57.5	42.0	0.2	1019	
P10W006	46.5	37.3	0.8	1019	
P10W007	49.9	35.2	0.3	1019	
PHASE 11					
P11W004	56.1	38.7	0.2	1019	
P11W005	35.7	30.5	0.7	1019	
P11W006	51.0	47.2	0.2	1019	
P11W007	49.3	38.7	0.2	1019	
P11W008	52.6	42.3	0.3	1019	
PHASE 12					
P12W001	32.7	34.2	1.0	1019	
P12W002	38.8	26.2	3.2	1019	
P12W003	51.3	40.7	0.2	1019	
P12W004	48.3	41.4	0.3	1019	
P12W005	44.7	45.0	0.2	1019	
PHASE 13					
P13W001	52.6	50.9	0.2	1019	
P13W002	43.8	61.7	0.3	1019	
P13W003	41.5	58.7	0.2	1019	
P13W004	46.0	55.2	0.5	1019	
P13W005	43.6	34.0	0.8	1019	
PHASE 14					
P14W001	32.8	37.6	0.1	1019	
P14W002	49.4	54.2	0.6	1019	
P14W003	43.9	41.2	0.2	1019	
PHASE 15					
P15W001	39.0	30.2	0.7	1019	
P15W002	37.2	48.2	0.3	1019	
P15W003	31.2	37.8	3.0	1019	



APPENDIX 2
Monitoring Locations



PROPOSED GAS MONITORING WELLS (@ 50m centres) 
 EXISTING GAS MONITORING WELLS (@ 50m centres) 

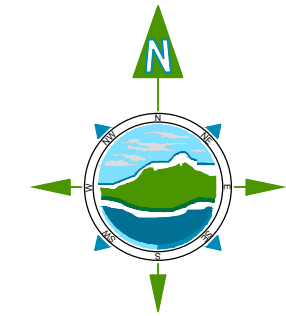
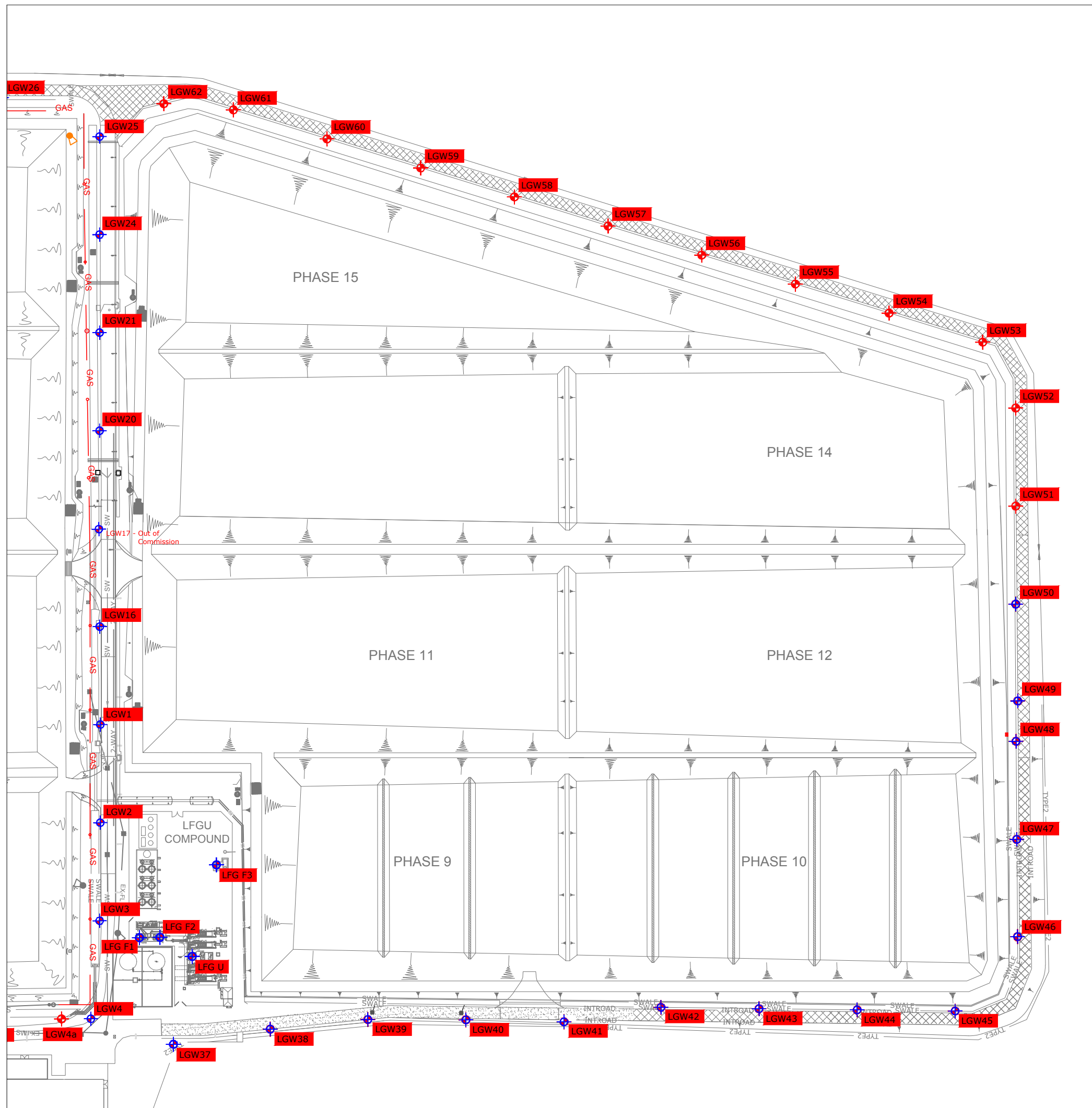
Project: **DREHID
WASTE MANAGEMENT FACILITY**

Title: **LANDFILL GAS
MONITORING LOCATIONS**

Dimensions in. M
 Scale. SCALE
 Drawn By. M.H 02/03/17
 Checked By.
 Approved By.

BORD NA MÓNA
 Naturally Driven
 Bord Na Móna Engineering Department
 LEABEG, TULLAMORE CO. OFFALY
 Tel. 057 9345900. Fax. 057 9345160

Drawing No.	Revision.	Sheet
RE-DR-001-2012	4	1



PROPOSED GAS MONITORING WELLS (@ 50m centres) ◆
 EXISTING GAS MONITORING WELLS (@ 50m centres) ◆

Description	Easting	Northing	Elevation
LFG F1	274574.603	231814.533	90.35
LFG F2	274585.117	231814.685	90.35
LFG F3	274613.927	231851.664	90.35
LFG U	274601.671	231805.07	93.35

Project:		DREHID WASTE_MANAGEMENT_FACILITY		
Title:		LANDFILL_GAS MONITORING_LOCATIONS		
Dimensions in.		M		
Scale:		SCALE		
Drawn By.	M.H	02/03/17		
Checked By.				
Approved By.				
		Drawing No.	Revision.	Sheet
		RE-DR-002-2012	4	1 of 1

Naturally Driven
 Bord Na Móna Engineering Department
 LEABEG, TULLAMORE CO. OFFALY
 Tel. 057 9345900. Fax. 057 9345160